



ATN International Limited

o/c

Dated: 18.04.2016

The Secretary
The Calcutta Stock Exchange Ltd.
7, Lyons Range
Kolkata – 700 001

The Asst. General Manager – Listing
The National Stock Exchange of India Ltd.
Plot No. C/1, Block-G
Bandra Kurla Complex
Bandra (E)
Mumbai – 400 051

The Asst. General Manager
Department of Corporate Services
BSE Ltd.
25th Floor, Phiroz Jeejeeboy Towers
Dalal Street, Mumbai – 400 001

Dear Sir/ Madam,

Sub: Submission of Shareholding Pattern as on quarter ended 31st March, 2016

We are submitting herewith Shareholding Pattern as on quarter ended 31st March, 2016 in terms of Regulation 31(1)(b) of the SEBI (Listing Obligations and Disclosure Requirements) Regulations, 2015.

This is for your information & record.

Thanking you.

Yours faithfully,
For ATN International Limited

Santosh Kumar Jain

Santosh Kumar Jain
(Managing Director)
DIN: 00174235

Format of holding of specified securities

1. Name of Listed Entity: ATN INTERNATIONAL LTD. (CIN: L65993WB1983PLC08079)

2. Scrip Code 511427 Name of Scrip ATNINTER,- Class of Security Equity

3. Share Holding Pattern Filed under : Reg. 31(1)(a)/Reg. 31(1)(b)/Reg. 31(1)(c)

a. If under 31 (1)(b) then indicate the report for Quarter ending: 31/03/2016

b. If under 31(1)(c) then indicate date of allotment/extinguishment

4. **Declaration** : The Listed entity is required to submit the following declaration to the extent of submission of information:-

	Particulars	Yes*	No*
1	Whether the Listed Entity has issued any partly paid up shares?		No
2	Whether the Listed Entity has issued any Convertible Securities or Warrants?		No
3	Whether the Listed Entity has any shares against which depository receipts are issued?		No
4	Whether the Listed Entity has any shares in Locked-in?		No
5	Whether any shares held by promoters are pledge or otherwise encumbered?		No

* If the Listed Entity selects the option 'No' for the questions above, the column for the partly paid up shares, Outstanding Convertible Securities/Warrants, depository receipts, locked-in shares, No of shares pledged or otherwise encumbered by promoters, as applicable, shall not be displayed at the time of dissemination on the Stock Exchange website. Also wherever there is 'No' declared by Listed Entity in above table the values will be considered as 'Zero' by default on submission of the format of holding of specified securities.

5. The tabular format for disclosure of holding of specified securities is as follows:-




Table I - Summary Statement holding of specified securities as on 31/03/2016

Category (I)	Category of shareholder (II)	Nos. of shareholders (III)	No. of fully paid up equity shares held (IV)	No. of Partly paid-up equity shares held (V)	No. of shares underlying Depository Receipts (VI)	Total nos. shares held (VII)=(IV)+(V)+(VI)	Shareholding as a % of total no. of shares (calculated as per SCRR, 1957) (VIII) As a % of (A+B+C2)	Number of Voting Rights held in each class of securities (IX)				No. of shares Underlying outstanding convertible securities (including Warrants) (X)	Shareholding as a % assuming full conversion of convertible securities (as a percentage of diluted share capital) (XI)=(VII)+(X) As a % of (A+B+C2)	Number of Locked in shares (XII)		Number of shares pledged or otherwise encumbered (XIII)		Number of equity shares held in dematerialized form (XIV)
								No of Voting Rights			Total as a % of (A+B+C)			No. (a)	As a % of total shares held (b)	No. (a)	As a % of total shares held (b)	
								Class eg:x	Class eg:y	Total								
(A)	Promoter & Promoter group	6	189001	0	0	189001	0.4791	189001	0	189001	0.4791	0	0.0000	0	0.0000		189001	
(B)	Public	26742	39260999	0	0	39260999	99.5209	39260999	0	39260999	99.5209	0	0.0000	NA			36326398	
(C)	Non Promoter - Non Public													NA				
(C1)	Shares underlying DRs						NA							NA				
(C2)	Shares held by Employee Trusts													NA				
	Total	26748	39450000	0	0	39450000	100.0000	39450000	0	39450000	100.0000	0					36515398	




Table II - Statement Showing shareholding pattern of the Promoter and Promoter Group as on 31/03/2016

	Category & Name of the Shareholders (I)	PAN (II)	Nos of shareholders (III)	No. of fully paid up equity shares held (IV)	Partly paid-up equity shares held (V)	Nos. of shares underlying Depository Receipts (VI)	Total nos shares held (VII)=(IV)+(V)+(VI)	Shareholding % calculated as per SCRR, 1957) As a % of (A+B+C2) (VIII)	Number of Voting Rights held in each class of securities (IX)			Total as a % of Total Voting rights (X)	No of shares Underlying convertible securities (including Warrants) (X)	Shareholding as a % assuming full conversion of convertible securities (as a percentage of diluted share capital) (XI)=(VII)+(X) As a % of A+B+C2)	Number of Locked in shares (XII)		Number of shares pledged or otherwise encumbered (XIII)		Number of equity shares held in dematerialized form (XIV)
									Class x	Class y	Total				No. (a)	As a % of total shares held (b)	No. (a)	As a % of total shares held (b)	
(1)	Indian																		
(a)	Individuals/Hindu undivided Family																		
	SANTOSH KUMAR JAIN	AAEHS6449D	1	45950	0	0	45950	0.1165	45950	0	45950	0.1165	0	0.1165	0	0.0000	0	0.0000	45950
	LALITA JAIN	ACLJP0648L	1	34133	0	0	34133	0.0865	34133	0	34133	0.0865	0	0.0865	0	0.0000	0	0.0000	34133
	ARIHANT JAIN	ADWPJ8453B	1	8770	0	0	8770	0.0222	8770	0	8770	0.0222	0	0.0222	0	0.0000	0	0.0000	8770
(b)	Central Government/State Government(s)																		
(c)	Financial Institutions/Banks																		
(d)	Any Other (specify)																		
	Bodies Corporate		3	100148	0	0	100148	0.2539	100148	0	100148	0.2539	0	0.2539	0	0.0000	0	0.0000	100148
	SILICON VALLEY INFOTECH LIMITED	AABCP5702G	1	77607	0	0	77607	0.1967	77607	0	77607	0.1967	0	0.1967	0	0.0000	0	0.0000	77607
	BLUE CHIP INDIA LIMITED	AABCB9381K	1	22441	0	0	22441	0.0569	22441	0	22441	0.0569	0	0.0569	0	0.0000	0	0.0000	22441
	SAVERA TRADERS LIMITED	AADC6009F	1	100	0	0	100	0.0003	100	0	100	0.0003	0	0.0003	0	0.0000	0	0.0000	100
	Sub Total		6	189001	0	0	189001	0.4791	189001	0	189001	0.4791	0	0.4791	0	0.0000	0	0.0000	189001
(2)	Foreign																		
(a)	Individuals (Non-Resident Individuals/Foreign Individuals)																		
(b)	Government																		
(c)	Institutions																		
(d)	Foreign Portfolio Investor																		
(e)	Any Other (specify)																		
	Sub Total		0	0	0	0	0	0.0000	0	0	0	0.0000	0	0.0000	0	0.0000	0	0.0000	0
	Total Shareholding of Promoter and Promoter Group (A)=(A)(1)+(A)(2)		6	189001	0	0	189001	0.4791	189001	0	189001	0.4791	0	0.4791	0	0.0000	0	0.0000	189001



Table III - Statement Showing shareholding pattern of the Public shareholder as on 31/03/2016

(1) (a)	Category & Name of the Shareholders (I) Institutions	PAN (II)	Nos. of shareholders (III)	No. of fully paid up equity shares held (IV)	Partly paid up equity shares held (V)	Nos. of shares underlying Depository Receipts (VI)	Total nos. shares held (VII)=(IV)+(V)+(VI)	Shareholding % calculated as per SCRR, 1957) As a % of (A+B+C2) (VIII)	Number of Voting Rights held in each class of securities (IX)			Total as a % of Total Voting rights	No of shares Underlying convertible securities (including Warrants) (X)	Shareholding as a % assuming full conversion of convertible securities (as a percentage of diluted share capital) (XI)=(VII)+(X) As a % of A+B+C2)	Number of Locked in shares (XII)		Number of shares pledged or otherwise encumbered (XIII)		Number of equity shares held in dematerialized form (XIV)	
									No of Voting Rights						No. (a)	As a % of total shares held (b)	No. (Not applicable) (a)	As a % of total shares held (Not applicable) (b)		
									Class x	Class y	Total									
(b)	Mutual Funds / UTI																			
(c)	Venture Capital Funds																			
(d)	Alternate Investment Funds																			
(e)	Foreign Venture Capital Investors																			
(f)	Foreign Portfolio Investors																			
(g)	Financial Institutions / Banks		2	1799	0	0	1799	0.0046	1799	0	1799	0.0046	0	0.0046	0	0.0000	NA		549	
(h)	Insurance Companies																			
(i)	Provident Funds / Pension Funds																			
(j)	Any Other (specify)																			
	Sub Total		2	1799	0	0	1799	0.0046	1799	0	1799	0.0046	0	0.0046	0	0.0000	NA		549	
(2)	Central Government / State Government(s) / President of India																			
(3)	Non-Institutions																			
(a)	Individuals-																			
	i. Individual shareholders holding nominal share capital upto Rs.2 lakhs		25978	29241065	0	0	29241065	74.1218	29241065	0	29241065	74.1218	0	74.1218	0	0.0000	NA		27632114	
	ii. Individual shareholders holding nominal share capital in excess of Rs.2 lakhs		45	4516433	0	0	4516433	11.4485	4516433	0	4516433	11.4485	0	11.4485	0	0.0000	NA		3388483	
(b)	NBFCs registered with RBI		2	28949	0	0	28949	0.0734	28949	0	28949	0.0734	0	0.0734	0	0.0000	NA		28949	
(c)	Employee Trusts																			
(d)	Overseas Depositories (holding DRs) (balancing figure)																			
(e)	Any Other (specify)																			
	Bodies Corporate		388	4744501	0	0	4744501	12.0266	4744501	0	4744501	12.0266	0	12.0266	0	0.0000	NA		4723901	
	HERALD COMMERCE LIMITED	AAACH6763J	1	928228	0	0	928228	2.3529	928228	0	928228	2.3529	0	2.3529	0	0.0000	NA		928228	
	Clearing Member		41	237101	0	0	237101	0.6010	237101	0	237101	0.6010	0	0.6010	0	0.0000	NA		237101	



ATN INTERNATIONAL LTD.																		
Table III - Statement Showing shareholding pattern of the Public shareholder as on 31/03/2016																		
Category & Name of the Shareholders (I)	PAN (II)	Nos. of shareholders (III)	No. of fully paid up equity shares held (IV)	Partly paid up equity shares held (V)	Nos. of shares underlying Depository Receipts (VI)	Total nos. shares held (VII)=(IV)+(V)+(VI)	Shareholding % calculated as per SCRR, 1957) As a % of (A+B+C2) (VIII)	Number of Voting Rights held in each class of securities (IX)			Total as a % of Total Voting rights	No of shares Underlying convertible securities (including Warrants) (X)	Shareholding as a % assuming full conversion of convertible securities (as a percentage of diluted share capital) (XI)=(VII)+(X) As a % of A+B+C2)	Number of Locked in shares (XII)		Number of shares pledged or otherwise encumbered (XIII)		Number of equity shares held in dematerialized form (XIV)
								Class x	Class y	Total				No. (a)	As a % of total shares held (b)	No. (Not applicable) (a)	As a % of total shares held (Not applicable) (b)	
Non Resident Individual		285	487651	0	0	487651	1.2361	487651	0	487651	1.2361	0	1.2361	0	0.0000	NA		311801
Trusts		1	3500	0	0	3500	0.0089	3500	0	3500	0.0089	0	0.0089	0	0.0000	NA		3500
Sub Total		26740	39259200	0	0	39259200	99.5163	39259200	0	39259200	99.5163	0	99.5163	0	0.0000	NA		36325849
Total Public Shareholding (B)=(B)(1)+(B)(2)+(B)(3)		26742	39260999	0	0	39260999	99.5209	39260999	0	39260999	99.5209	0	99.5209	0	0.0000	NA		36326398




Table Iv - Statement Showing shareholding pattern of the Non Promoter - Non Public shareholder as on 31/03/2016

	Category & Name of the Shareholders (I)	PAN (II)	No of shareholders (III)	No. of fully paid up equity shares held (IV)	Partly paid-up equity shares held (V)	Nos. of shares underlying Depository Receipts (VI)	Total nos. shares held (VII)=(IV) + (V)+(VI)	Shareholding % calculated as per SCRR, 1957) As a % of (A+B+C2) (VIII)	Number of Voting Rights held in each class of securities (IX)			Total as a % of Total Voting rights	No of shares Underlying convertible securities (including Warrants) (X)	Total Shareholding as a % assuming full conversion of convertible securities (as a percentage of diluted share capital) (XI)=(VII)+(X) As a % of A+B+C2)	Number of Locked in shares (XII)		Number of shares pledged or otherwise encumbered (XIII)		Number of equity shares held in dematerialized form (XIV)
									Class x	Class y	Total				No. (a)	As a % of total shares held (b)	Nos. (Not applicable) (a)	As a % of total shares held (b)	
(1)	Custodian / DR Holder																		
(2)	Employee Benefit Trust (under SEBI (Share based Employee Benefit) Regulations, 2014)																		
	Total Non Promoter - Non Public Shareholding (C)=(C)(1)+(C)(2)		0	0	0	0	0	0.0000	0	0	0	0.0000	0	0.0000	0	0.0000	NA	NA	0



ATN INTERNATIONAL LTD.

Distribution Schedule as on 31/03/2016

Share Holding	No of Holders	% age	No of Shares	% age
Upto 50	1308	4.8901	25956	0.0658
51 to 100	5164	19.3061	513744	1.3023
101 to 150	660	2.4675	97026	0.2459
151 to 250	4784	17.8854	1043210	2.6444
251 to 500	5351	20.0052	2303804	5.8398
501 to 5000	8332	31.1500	14035854	35.5788
Above 5000	1149	4.2956	21430406	54.3230
Grand Total	26748	100.0000	39450000	100.0000

Distribution Schedule as on 31/03/2016

Share Holding	No of Holders	% age	No of Shares	% age
Upto 500	17267	64.5544	3983740	10.0982
501 to 1000	4256	15.9115	3842567	9.7403
1001 to 2000	2263	8.4604	3761511	9.5349
2001 to 3000	889	3.3236	2368826	6.0046
3001 to 4000	368	1.3758	1354906	3.4345
4001 to 5000	556	2.0787	2708044	6.8645
5001 to 10000	678	2.5348	5293882	13.4192
Above 10000	471	1.7609	16136524	40.9037
Grand Total	26748	100.0000	39450000	100.0000

Distribution Schedule as on 31/03/2016

Notional Value of (Rs.)	No of Holders	% age	Amount (Rs.)	% age
Upto 5000	21999	82.2454	33531868	21.2496
5001 to 10000	2211	8.2660	16844692	10.6747
10001 to 20000	1389	5.1929	21701816	13.7527
20001 to 30000	339	1.2674	8487948	5.3789
30001 to 40000	339	1.2674	12687580	8.0403
40001 to 50000	94	0.3514	4248696	2.6925
50001 to 100000	230	0.8599	16252172	10.2992
Above 100000	147	0.5496	44045228	27.9121
Grand Total	26748	100.0000	157800000	100.0000



ATN INTERNATIONAL LTD.

Shareholding Summary as on 31/03/2016

Form	No of Records	No of Shares
PHYSICAL	5451	2934601
NSDL	15657	26555585
CDSL	5640	9959814
TOTAL	26748	39450000

